

Care instructions and warranty

Solid wood and upholstered beds



**HÜSLER
NEST**

The original Swiss nature bed.

Table of contents

- 3 A warm welcome
- 4 Your Hüsler Nest Guarantee
- 7 Care and maintenance of your bed
- 9 Properties and care instructions for wood
- 12 Leather properties and care instructions
- 16 Leather collections
- 26 Fabric properties and care instructions
- 32 Fabric collections
- 42 Care products
- 51 Disposal and contact



Adrian Hüsler, proprietor

A warm welcome

to the world of sleep and wellbeing at Hüsler Nest!

Congratulations! Solid wood and upholstered beds from Hüsler Nest are a successful symbiosis of elegance and fine raw materials. Thank you for placing your trust in us.

From now on, you can experience that incomparable cosy feeling in bed every night. In your new bed, you will enjoy a comfortable, restful, and relaxing sleep. Your Hüsler Nest looks forward to spending time with you — resting, thinking, loving, reading, and sleeping.

Keep this booklet so that you always have tips on the care and maintenance of your bedstead at hand. That way it will remain an attractive eye-catching feature in your bedroom for a long time.

We hope you get a lot of enjoyment from your new Hüsler Nest. Sleep well, because: “The good morning starts in the evening!”

Your Hüsler Nest guarantee

Register your product now!

All our products are thoroughly tested for quality and functionality before delivery.

Our products are made from natural materials and without fixatives. Dimensional deviations may therefore occur.

The Hüsler Nest is deliberately composed of individual components, as the processed materials have different lifespans. This means that it is easy to replace the components separately.



Just scan the QR code, fill out the digital form and activate the warranty.

Subject to proper care in accordance with the care instructions, we provide a guarantee for material-related defects.

Register your product now using the QR code shown. This will simplify processing in the event of a claim under guarantee.

Warranty services

Wooden bedsteads and bedside tables

- 3-year guarantee on manufacturing faults and optical defects
- Wood is a natural product, so colour deviations or differences in the wood structure may occur and do not constitute a warranty claim.

Titlis upholstered beds & upholstered headboard

Bedstead substructure

- 3-year guarantee on manufacturing faults

Leather and fabric

- 2-year guarantee (no guarantee on discolorations and inclusions typical of the material).
- No guarantee claims exist for natural characteristics of the leathers such as scarring, stitches, tears, wrinkles, abrasions, colour deviations and structural changes.
- There are also no warranty claims for normal wrinkling, darkening spots and fading of the leather or fabric. Nor do we offer any guarantee against discoloration of leathers and fabrics.



Care and maintenance

Find out more now!

With the right care and maintenance, you can extend the life of your Hüsler Nest product considerably.

The bed is our place of rest, where body and mind regenerate. So it is evident that special attention should be paid to this when caring for the product.



To ensure that you enjoy it for a long time, our website provides tips on the care and maintenance of your Hüsler Nest product.

Scan the QR code to find out more.



Properties and care instructions for wood

Solid wood for a warm atmosphere and simple elegance

We offer you a variety of bedsteads in which you can perfectly accommodate your Hüsler Nest sleeping system. Each one of them radiates a warm atmosphere thanks to its natural materials and impresses with its simple elegance.

Every bedstead is made of solid wood and is therefore a natural product. Each wood has a unique and unmistakable characteristic surface structure.

Solid wood has an antibacterial and antistatic effect, is open-pored and regulates moisture. It is a living and working material and, depending on the choice of wood, comes with different structures, intergrowths, irregularities and/or ramifications. This is what distinguishes a good natural product.

Our bedsteads are finished with an oiled surface (with the exception of Swiss stone pine/bark pine), which protects the wood but still allows it to breathe and gives it a pleasant feel.

Depending on the location and ambient climate, natural wood can change colour and surface texture over the years.

Years of use can leave their mark. The advantage of solid wood is that it can be maintained and repaired, e.g. even small scratches can be removed.

Care

- For regular maintenance, please use a dry or slightly damp cotton cloth.
- Please do not use microfibre cloths or abrasive cleaning agents.
- For intensive aftercare or to remove scratches, we recommend the Silvapur® care set. Please follow the care instructions for the product.



Care products

- SILVAPUR® Wood Care Set for oiled or waxed wood surfaces

Scan the QR code on page 42 to order care products.

Properties of leather

Ecologically tanned quality leather

Our supplier is known for ecologically tanned quality leathers, which are produced in an environmentally friendly and resource-saving manufacturing process. Respectful treatment of people, animals and the environment is a matter of course.

Leather is the tanned and thus durable, preserved animal skin. Leather is a natural product. The material feels soft and supple, yet it is extremely hard-wearing. Every animal, and hence every animal hide, is individual in appearance and has natural characteristics.

The extent to which natural features are visible during production depends on the quality of the leather. In the case of natural leathers (aniline

leather), the surface is not sealed with a pigmentation, which is why all kinds of natural features remain included, which is the way they are intended to be.

Leather natural features

- Warts
- Curry comb / barbed wire / hedge scratches
- Neck wrinkles
- Scars and fattening wrinkles
- Insect bites / stings
- Dung marks
- Horn wounds
- Prod / fork pricks
- Veins
- Pigment spots



These features do not constitute a justified reason for complaint. They do not diminish the quality in any way — on the contrary, they additionally emphasise the authenticity and uniqueness of the product.

In the case of partially covered qualities (semi-aniline leather) or completely covered (pigmented) leathers, an additional pigment layer is applied to the surface. Under this layer, the natural characteristics present are less noticeable.

General care instructions for leather

Basic rules for handling the natural product leather

First check the leather to see whether it is absorbent or non-absorbent. With absorbent leathers, a rubbed drop of water will penetrate and darken the leather. With non-absorbent leathers, water beads and runs off. Absorbent leathers are more sensitive.

Test all applications on an unobtrusive area first. Especially with open-pored leathers, there is a risk that "improvement" may make things worse! Regular cleaning and care of furniture leathers prevents soiling and significantly extends the service life.

Always apply all products over a large area from seam to seam. Do not try to remove stains that have soaked into the leather by rubbing vigorously. This can cause additional damage to the surface. If this occurs, you should ask an expert for advice.

Never try to remove stains with strong solvents (stain remover, turpentine, etc.). This will only increase the size of the stains. Do not treat the leather with unsuitable products, e.g. shoe polish, cosmetic cream, floor polish and the like.



Leather changes when exposed to direct sunlight or running radiators. The leather can fade and dry out. Therefore, you should try to avoid these effects as far as possible. In any case, use care products with appropriate UV protection.

Over time, leather gets signs of wear, and some leathers can fade. If changes (scratches, abrasions, stains, fading etc.) become visible, you should act promptly. The sooner leather is cleaned and cared for, and colour damage is adjusted, the easier it is to keep the leather beautiful for a long period of time.

Leather collections

OBJEKT leather (Leder Fiedler)

The family-friendly furniture leather.

Barrel-dyed, corrected and fine grain embossed, nappa leather with the very highest usage properties. Objekt is an easy-care, pigmented, hard-wearing and durable smooth leather.

Material

- Nappa leather
- Leather thickness 1.0/1.2 mm
- Ecological mineral tanning, complies with "Blauer Engel" (Blue Angel) award criteria



Care

The article OBJEKT is an easy-care, pigmented smooth leather.

For everyday cleaning, it is sufficient to dust the leather occasionally with the Dust-Fix cleaning glove.

For visible dirt or stains, cleaning with a mild leather cleaner is recommended.

A brush can be used for soiling in the grain structure. First remove fresh stains with a terry cloth or household cloth. Do not rub too hard! Clean residual stains with a mild leather cleaner.

For regular maintenance care, we recommend the KERALUX® Leather Care Set P. The gentle cleaner contained in it gently and thoroughly re-

moves dirt particles from the pores of the leather.

This allows the care lotion to be perfectly absorbed afterwards. It also provides the leather with optimal moisture, regreasing and light protection. You are advised to use it every six months.

Perfect protection for light-coloured leathers!

The high-quality KERALUX® Intensive Protection Lotion P, with its special long-term active ingredient complex, offers leather protection against premature soiling and thus ensures the long-lasting beauty of leather furniture.

In particular, KERALUX® Intensive Protection P protects the leather against colour abrasion, e.g. dark denim stains.

If used regularly — always after cleaning and care — light-coloured leather will remain perfectly protected.

The following sequence should be observed: KERALUX® Gentle Cleaner, KERALUX® Care Lotion P, KERALUX® Intensive Protection P.

In case of stains that are difficult to remove, it is always better to contact a specialist company first: www.lckschweiz.ch/servicecenter.

It is easy to aggravate the problem by incorrect cleaning attempts.

Care products

- Dust-Fix cleaning glove
- KERALUX® Leather Care Set P
- KERALUX® Intensive Protection P

Scan the QR code on page 42 to order care products.

Origin

- Central European raw materials

Ecology / label

- Complies with the award guidelines of “Blauer Engel” (Blue Angel) eco-label

BLATTWERK IV leather (Leder Fiedler)

Blattwerk IV is a high-quality, soft and purely vegetable-tanned aniline leather.

Aniline leathers are warm, soft, open-pored smooth leathers. Because of the open pores, these leathers are pleasantly warm, but also more sensitive and susceptible to stains and signs of wear.

Blattwerk IV is a luxurious vintage leather with a gift for understatement.

Material

- Smooth leather
- Pure vegetable tanned aniline leather
- Leather thickness 1.4/1.6 mm
- Tanning is purely ecological, using extracts of olive leaves.

The tops are lightly nubucked and a wax finish (partly with real beeswax) gives the leather this beautiful vintage character. It is naturally grooved, sporty, not uniform in appearance and thus has an exciting look.

Care

For everyday cleaning, it is sufficient to dust the leather occasionally with the Dust-fix cleaning glove.

Stains can be cleaned with a slightly damp terry cloth. Do not use too much liquid to avoid marks. Dry the moisture-darkened area with a cold-air hairdryer to prevent water marks from forming. Always try cleaning in an unobtrusive area first! Be especially careful with light-coloured leathers!

For regular maintenance care, we recommend the KERALUX® Leather Care Set O. This high-quality set is the perfect care combination for olive leaf tanned smooth leather. It is very easy to use. The KERALUX® Gentle Cleaner frees the

pores of the leather from dirt particles in a particularly gentle yet thorough manner. This allows the KERALUX® Care Lotion O to be ideally absorbed. It provides the leather with optimal regreasing and moisture.

Depending on environmental stress, heat and light intensity, the leather should be cared for sparingly every 3 to 12 months.

In case of difficult stains, it is always better to contact a specialist company first:

www.lckschweiz.ch/servicecenter

It is easy to aggravate the problem by incorrect cleaning attempts.



Care products

- Dust-fix cleaning glove
- KERALUX® Leather Care Set O

Scan the QR code on page 42 to order care products.

Origin

- Best Central European bull hides

Production

- Tanned in Germany.

Ecology / label

- Process received the German Sustainability Award in 2013.
- Awarded “Blauer Engel” (Blue Angel) eco-label.

TRIBE leather (Leder Fiedler)

TRIBE is a hand-sanded leather characterised by its two-tone colour.

It is lightly nubucked and waxed on the top. The thickness of the leather and the wax finish create both a particularly spectacular look and a unique feel. Please note that we are not talking about an antique leather. TRIBE is a special article and perfectly combines old tanning tradition with new technologies. Although TRIBE is sanded, the leather has very good abrasion values. TRIBE is unique and each hide is handmade with love for detail — TRIBE is cult!

Material

- Semi-nubuck leather
- Leather thickness 1.4/1.6 mm
- Chrome tanning



Care

For everyday cleaning, it is sufficient to dust the leather occasionally with the Dust-fix cleaning glove or brush it with a soft brush.

The high-quality KERALUX® Leather Care Set V for leather with vintage effect offers professional cleaning and care in an ideal combination. The KERALUX® Cleaner V frees the pores of the leather particularly gently yet thoroughly from dirt particles. KERALUX® Care Lotion V can then be perfectly absorbed. This provides the leather with optimal moisture and regreasing and thus maintains the waxy, special feel.

Areas that have become slightly greasy through use can be roughened up again with the KERALUX® Cleaning Cloth N. Light stains can also often be brushed away with the cloth. Always

test the compatibility of products on an unobtrusive area.

In the case of difficult stains, it is always better to contact a specialist company first:

www.lckschweiz.ch/servicecenter

It is easy to aggravate the problem by incorrect cleaning attempts.

KERALUX® Impregnating Spray N is an excellent protection against water, grease and dirt. The additional light protection it contains safeguards the leather colour from premature fading.

Depending on the environmental stress, heat and light intensity, the leather should be cared for sparingly every 3 to 12 months.

Care instructions and warranty solid wood and upholstered beds

Care products

- Dust-fix cleaning glove
- KERALUX® Leather Care Set V for vintage leather
- KERALUX® Cleaning Cloth N
- KERALUX® Impregnating Spray N with light protection

Scan the QR code on page 42 to order care products.

Origin

- Raw materials: best Central European bull hides

Ecology / label

- Process received the German Sustainability Award in 2013
- Awarded “Blauer Engel” (Blue Angel) eco-label



Upholstery fabric properties

We process only the finest fabrics.

You should know that the price usually says little about the durability and robustness of a fabric.

It is much more an expression of other characteristics, such as the exclusivity of the materials used, their sophistication, the printing or weaving processes.

For the production of our upholstered beds, we only use materials that are low in toxins and therefore not harmful to health.

Because each material has its specific advantages, fibres are often mixed during weaving. By combining many positive properties, we thus obtain a high-quality cover material made of blended fabric, which is ideal for further processing in the upholstered bed.

Special features of upholstery fabrics

Pilling

Nodules can form on the surface of flat woven fabrics. This is called pilling. These nodules can easily be removed with a lint razor without damaging the fabric fibres. This does not affect the durability of the fabric.

Colour abrasion from garments

Many clothing fabrics, e.g. denim, do not have sufficient colour fastness. This results in the dyes of the textiles being transferred to the fabrics of the upholstered bed (this is especially the case with light-coloured fabrics). Please follow the instructions on the garment.

Fading

To protect the fabric from fading, do not expose the upholstered bed to direct sunlight. Strong, direct sunlight can fade the upholstery fabric very quickly. Direct sunlight should therefore be avoided.

Static charging

When rooms are heated in combination with well-sealed windows, the relative humidity is reduced to 30 to 40 % in winter. This means that electrostatic discharge is no longer possible. The fabric covers can therefore dry out and become statically charged during long periods of heating.

General fabric care instructions

Like all materials in daily use, upholstery fabrics require regular care as they are exposed to constant dust and contact dirt. Proper cleaning and care will maintain the utility value of your upholstered bed.

- You can easily remove soiling (such as house dust) by regularly vacuuming with an upholstery nozzle and then brushing with a soft brush in the direction of the stroke.
- From time to time you should wipe the upholstery with a damp (not wet!) leather cloth. The moisture keeps the fibres elastic and thus has a positive effect on the longevity of the fabric. Make sure that the leather cloth has been thoroughly washed with clean water and does not contain any residues of household cleaning agents!

Stain removal

- Some upholstered bed fabrics are partially removable. These can be washed according to the care instructions.
- In the case of unusual soiling, cleaning should be left to a furniture cleaning specialist.
- Never scrape off dried stains with your fingernail as there is a risk of damaging the fibres of the fabric.
- Liquids can be removed with an absorbent cloth, but should only be dabbed — not rubbed off. Afterwards, try cleaning with



lukewarm water and pH-neutral shampoo or a mild detergent. First check the colour fastness on an unobtrusive area! Never use household cleaners, as they are acidic and attack the fibres of the fabric. Then wipe with a dry cloth and vacuum with the upholstery nozzle.

General procedures for textile cleaning

Regular maintenance cleaning

- First vacuum the upholstered furniture thoroughly with the upholstery nozzle of the vacuum cleaner (max. 500 watts).
- Then lightly moisten the Dust-fix cleaning glove with PURATEX® cleaning water and wipe the furniture with a slightly damp cloth. This removes superficial everyday dirt easily.
- Always use distilled water to avoid limescale marks.
- The Dust-Fix cleaning glove is washable up to 60° C (please do not use fabric softener).

Regular care (protection)

To protect the upholstery fabric of the upholstered furniture effectively from stains and dirt, we recommend impregnating the furniture every six months.

- Shake the bottle well before use. Spray PURATEX® Textile Impregnator evenly and thinly from a distance of approx. 30 cm.
- Hold the bottle as vertically as possible and avoid dripping impregnating agent onto the upholstered furniture.

An important point: Allow to dry well. The full impregnation effect is only achieved after 24 hours.

Stain removal

- Apply a little PURATEX® Intensive Cleaner to the cloth and rub lightly. Work the stain with it — always moving from the outside to the inside.
- Remove the stain over a large area.
- Then clean the surface thoroughly and evenly from seam to seam with PURATEX® cleaning water and the Dust-Fix cleaning glove.
- Allow to dry thoroughly and, if desired, protect with PURATEX® Textile Impregnator.

Valuable tips

To ensure that you enjoy your upholstered furniture for a long time, you should observe the guidelines below.

- Regular maintenance cleaning and care goes a long way towards maintaining the attractiveness of your upholstered furniture for a long time.

- Protect upholstered furniture from direct sunlight! Do not expose your upholstered furniture to strong light (including halogen light); this could result in unsightly colour changes or fading.
- Avoid exposure to dry air! If the upholstered furniture is placed too close to the heating, the cover materials can dry out and become brittle.
- Remove any stains IMMEDIATELY! Most stains can easily be removed directly after they appear, so it is important that you react immediately.
- Always follow the manufacturer's care instructions. All cleaning and care products should first be tested for compatibility on an inconspicuous area of the upholstery fabric.

Fabric collections

Opera, Novum and Arco (ROHI) wools

Material

- High-quality virgin sheep's wool
- Fabrics are free from:
 - permethrin
 - carcinogenic azo dyes containing amines
 - carcinogenic and allergenic dyes
 - formaldehyde
 - pesticides
 - chlorinated phenols
 - extractable heavy metals, nickel, phthalates and organotin compounds (TBT and DBT)

Care



Regularly remove dust and contact dirt with the upholstery nozzle of the vacuum cleaner (soft upholstery nozzle, max. 500 watts). Please note: excessive rubbing can change the surface of the fabric.

Use the Dust-Fix cleaning glove for regular maintenance care. For difficult stains, contact the specialist company:
www.lckschweiz.ch/servicecenter



Care products

- Dust-fix cleaning glove
- PURATEX® Textile Care Set
- PURATEX® Textile Impregnator

Scan the QR code on page 42 to order care products.

Made in

- Germany

Ecology / labels

- Naturally renewable raw materials
- RAL-UZ 117
- IWTO Guidelines for Wool Sheep Welfare free
- AB 2998 (US Export Norm)
- REACH (EU Export Norm)

Opera (Rohi) wool

A classic with depth effect.

Voluminous structure and a striking honeycomb look. This classic shows its special character in a sensitive play of contrasts, especially in the three-colour version, which gives the fabric depth and an appearance of three-dimensionality.

Fabric description

- 96% wool
- 4% polyamide
- Abrasion resistance: 90,000 cycles (ISO 12947-2)
- Wool is naturally flame retardant
- Without additional flame retardant finish



Novum (Rohi) wool

A geometry of feeling.

The geometric panama structure in Bauhaus style gives the surface a puristic and orderly appearance. The feel is cool, the impression correct. NOVUM, the architect's wool fabric.

Fabric description

- 96% wool
- 4% polyamide
- Abrasion resistance: 90,000 cycles (ISO 12947-2)
- Wool is naturally flame retardant
- Without additional flame retardant finish

Arco (Rohi) wool

Classic and rich in facets.

A timeless and elegant Rohi classic. The cosy structure made of the finest virgin wool is particularly soft while at the same time robust and solid. With its voluminous structure, ARCO gives the furniture visual support and can be used universally.

Fabric description

- 95% wool
- 5% polyamide
- Abrasion resistance: 70,000 cycles (ISO 12947-2)
- Wool is naturally flame retardant
- Optional flame retardant finish possible



Downtown velour (Zimmer + Rohde)

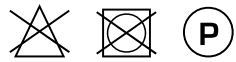
Extravagant opulence.

The softly shimmering velour drapes silkily, and as a decorative fabric lends any room a special cosiness. Whether in restrained natural shades or bold nuances, the palette of 45 colours leaves nothing to be desired.

Fabric description

- Velour
- 100% polyester
- Abrasion resistance: 50,000 cycles

Care



Care products

- Dust-fix cleaning glove
- PURATEX® Textile Care Set
- PURATEX® Microfibre Cleaning Set
- PURATEX® Textile Impregnator

Scan the QR code on page 42 to order care products.

Origin

China



Dorset linen (Zimmer + Rohde)

The basic material.

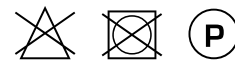
Dorset is 100% woven from linen yarn, an individually dyed fabric with a washed look that is

very versatile. It is ideal for curtains, upholstery and slipcovers and is available in 18 colours.

Fabric description

- 100% linen
- Abrasion resistance: 35,000 cycles

Care



Origin

- Turkey

Care products

- Dust-fix cleaning glove
- PURATEX® Textile Care Set
- PURATEX® Textile Intensive Cleaner
- PURATEX® Textile Impregnator

Scan the QR code on page 42 to order care products.



Hot Madison cotton

This fabric collection is made of a fine cotton / linen mix and is piece-dyed. The slightly roughened surface gives the product a casual charm and a notably pleasant feel.

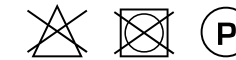
Fabric description

- 63% cotton
- 37% linen

Technical properties

- Abrasion resistance: 32,500 cycles
- Light fastness: 4–5
- Pilling: 4

Care



Care products

- PURATEX® Textile Care Set

Scan the QR code on page 42 to order care products.

Care products

The whole world of furniture care from LCK

All our products are thoroughly tested for quality and functionality before delivery.

It's actually quite simple. With regular maintenance care and of course the right cleaning and care products, you can sustainably support the longevity of upholstered furniture. And this is exactly what we want to help you with. Because

what we offer you is "the whole world of furniture care".

Our professional range includes high-quality cleaning and care products for every furniture surface, regardless of whether the upholstery is made of genuine leather, imitation leather or fabric.



Scan the QR code to order products directly.

General care

Dust-fix cleaning glove

- for quick cleaning between whiles
- suitable for all upholstered furniture made of genuine leather, imitation leather or fabric as well as smooth surfaces such as wood, stone, plastic and glass



Dust-fix cleaning glove

Wood care

For general care, use a dry or slightly moistened cotton cloth or the Staub-Fix cleaning glove. Please do not use any microfibre cloths or abrasive cleaning agents.

SILVAPUR® Wood Care Set

- for oiled and waxed wood surfaces
- for intensive aftercare, or to remove scratches
- Contents: 150 ml cleaner, 150 ml care lotion, 2 cloths



Wood Care Set

Fabric care

PURATEX® Fabric Care Set

- suitable for the regular maintenance care of textile upholstered furniture
- Contents: 1 PURATEX® cleaning glove, 200 ml demineralised cleaning water, 200 ml PURATEX® Impregnator, 50 ml PURATEX® Textile Intensive Cleaner, 1 cloth



Fabric Care Set

PURATEX® Microfibre Cleaning Set

- for the thorough yet gentle cleaning of upholstered furniture covers made of microfibre
- Contents: 500 ml PURATEX® microfibre cleaner, 1 natural hair brush, 1 cork piece, 1 care cloth



Mikrofibre Cleaning Set



PURATEX® Textile Impregnator

- refreshes the impregnating effect of the upholstery cover after cleaning
- maintains the dirt-repellent properties of the fabric cover



PURATEX® Textile Intensive Cleaner

- for the thorough cleaning of textile upholstered furniture
- without bleach
- suitable for all textile covers (including wool), but not for silk



Leather care

KERALUX® Leather Care Set P

- The perfect care combination for pigmented smooth leathers
- Provides the leather with optimal regreasing and moisture
- Additional light protection offers protection against premature fading of the colour
- Contents: 200 ml KERALUX® Gentle Cleaner, 200 ml KERALUX Care Lotion P, 1 cleaning sponge, 1 care cloth, 1 leather care guide.

KERALUX® Intensive Protection P

- perfect protection for light pigmented smooth leathers
- special long-term active ingredient complex offers reliable protection against premature soiling, especially against colour abrasion
- ONLY suitable for pigmented leathers

KERALUX® Leather Care Set V

- suitable for regular maintenance care of leather varieties with vintage effect
- frees the pores of the leather from dirt particles in a particularly gentle yet thorough way.
- provides optimal moisture and regreasing and thus maintains the waxy, special feel
- Contents: 200 ml KERALUX® Gentle Cleaner, 200 ml KERALUX® Care Lotion for Leather with Vintage Effect, 1 sponge, 1 cloth, instructions.

KERALUX® Leather Care Set O

- for the care of olive leaf tanned leather
- Contents: 100 ml KERALUX® Gentle Cleaner O, 100 ml KERALUX® Care Lotion O, 1 cleaning sponge, 1 care cloth, 1 leather care guide



Leather Care Set P



Intensive Protection P



Cleaning Cloth N



Leather Care Set V



Leather Care Set O



Impregnating Spray N with light protection

KERALUX® Cleaning Cloth N

- ideal for brushing up the fibres and cleaning the leather surface at the first signs of spotting
- keeps the colour bright and prevents the fibres from sticking together
- light stains can be brushed away

KERALUX® Impregnating Spray N

- with light protection
- impregnates raw leather upholstered furniture against water, grease and dirt after cleaning
- provides protection against premature colour fading



Care set voucher

for your Hüsler Nest bed



Whether you have chosen wood, fabric or leather for your perfect bed, all materials are of high quality and should be cared for and cleaned with the appropriate products.



We can help you with this. Order the right starter care set for your bed now, free of charge.

Scan the QR code and order a free care set.

*Only to be redeemed at Hüsler Nest AG.





Disposal & recycling

Material cycles help our environment.

All Hüsler Nest components are made from natural, unprocessed and untreated materials.

This not only has advantages for you personally, it is also good for the environment - because all Hüsler Nest products can be disposed of in an environmentally friendly way at the end of their long service life. As they are renewable raw materials, they also have an excellent CO2 balance.

You can find out how to dispose of your old bed properly on our website.



Scan the QR code and learn more

Contact

Headquarters

Hüsler Nest AG
Flughafenstrasse 45
CH-2540 Grenchen
info@huesler-nest.ch

Germany, Austria, Belgium, Luxembourg and The Netherlands

Hüsler Nest Vertriebs GmbH
Am Langen Acker 10
DE-36124 Eichenzell
info@huesler-nest.de

With this in mind:
Sleep well!

You can also visit our website!