



Care instructions and warranty

Sleeping system



The original Swiss nature bed.

Content

- 3 Welcome
- 5 Your Hüsler Nest warranty
 - 5 Register your product now!
 - 6 The components of the sleeping system
 - 9 Warranty services
- 13 Care and maintenance
 - 14 Overlays
 - 19 Mattress covers
 - 22 Mattresses & Toppers
 - 24 Spring units
 - 25 Frame inserts
- 27 Disposal & Contact



Adrian Hüsler, proprietor

A warm welcome

to the world of sleep and well-being at Hüsler Nest

Congratulations! You have chosen a high-quality and sustainably produced natural product. Thank you for putting your trust in us.

From now on, you can experience the incomparable cosy feeling in the bed every night. In your new bed, you can count on enjoying comfortable, soothing and relaxing sleep. Your Hüsler Nest looks forward to spending time with you – resting, thinking, loving, reading and sleeping.

Keep this booklet so that you always have tips on the care and maintenance of your Nest natural bed at hand. This way it will remain hygienically clean and fresh for a long time, just like on the first day.

We hope you enjoy your new Hüsler Nest. Sleep well, because as we know, «Good mornings begin in the evening!»



Your Hüsler Nest warranty

Register your product now!

All our products are thoroughly tested before delivery for quality and functionality.

Our products are made of natural materials and without fixing agents. This means that dimensional deviations may occur.

The Hüsler Nest is deliberately made up of individual components, as the materials used have different lifespans. This means that they can easily be replaced at different times.

You benefit from our warranty on material-related defects, subject to proper care in accordance with the care instructions.

Register your product now online by using the QR code shown. This will simplify processing in the event of a claim under warranty.



Just scan the QR code and fill in the digital form to activate the warranty.

The components of the sleeping system

«Original» – simple logic leading to a unique solution.

In this version, all four components of the Hüsler Nest sleep system are separated from each other: Overlay, natural latex mattress, Liforma spring unit and frame insert. This structure, reduced to the essentials, has proven its worth for over 40 years. You can choose between different variants of frame inserts, mattresses and overlays.

- 1 Overlay**
«The climate-regulating element»
- 2 Natural latex mattress**
«The softening element»
- 3 Liforma spring unit**
«The supporting element»
- 4 Frame insert**
«The load-bearing element»



«Original» version



«DeLuxe» version

«DeLuxe» – where aesthetics and functionality come together.

The DeLuxe version builds on the traditional Original sleeping system from Hüsler Nest. The difference is that in the DeLuxe version the overlay and mattress, together with a cover, form a unit. The two elements are connected by a zipper and can thus be conveniently separated for cleaning or airing. Thus the DeLuxe not only shows optical advantages, but also, just like the Original version, includes separable elements for ease of handling and care.

«Designa» - a modern compact solution for frameless beds.

The Designa version is notable for its modern style. This system proves that tried and tested traditions can be packaged in a contemporary manner. Thus the structure is identical to that of the Original, but the difference here is that the Liforma spring unit, mattresses and overlay are enclosed in a cover.

The integrated coconut bamboo panel provides the perfect look, even in the upholstered bed. It reinforces the structure and offers additional stability.

The overlay is also connected to the mattress cover by a zipper and, as with the DeLuxe version, can be conveniently detached for ease of handling and care.

- 1 Overlay**
«The climate-regulating element»
- 2 Natural latex mattress**
«The softening element»
- 3 Liforma spring unit**
«The supporting element»
- 4 Frame insert**
«The load-bearing element»



«Designa» version

Warranty services

General

- Wood is a natural product, hence colour variations and differences in wood structure may occur.
- Depending on the use of the products, the condition and service life may vary.

Liforma and futon spring unit

- Possible dimensional deviation: Length +/- 2 %
- 10 year full warranty on all components



Liforma spring unit



Futon spring unit

Natural latex and foam mattress and topper

- 10 year warranty with a reduction of 10 % of the sales price per year of use.
- Possible dimensional deviations:
Length 2 % / width 2 % / height 10 %

(top left to right: 2Flex, 2Flex Wave, Firm / bottom left to right: Honey, Avent O2 mattresses, Topper)



Frames insert and motors

- Hüsler Nest offers a warranty against manufacturing faults and optical defects for 3 years from the date of purchase.
- Motors: 2 years warranty on all components
- Wood is a natural product, hence colour variations and differences in wood structure may occur. Depending on the use of the products, the condition and service life may vary.

(top left to right: Basic frame, fixed frame insert, frame insert with adjustable back and leg rests / bottom left to right: insert frame with 2 motors, 2 motors Plus, 4 motors)



Mattress covers and overlays

- 2 years from date of purchase for manufacturing faults and optical defects

- Dimensional deviations of 5 % and weight deviations of +/- 15 % correspond to the typical tolerances.



(left to right: Original sheep's wool, cotton-linen, cotton overlays and DeLuxe and Designa overlay)

Wooden bedsteads and bedside tables

- Wood is a natural product, hence colour variations and differences in wood structure may occur. Depending on use, the condition and service life will vary.

- Hüsler Nest offers warranty services for a period of 3 years from the date of purchase for manufacturing faults and optical defects.



(left to right: Komfort, Moon, Onira bedsteads and Cube, Loft bedside tables)



Care and maintenance

Learn more now!

With the right care and maintenance, you can extend the life of your Hüsler Nest product.

The bed is our place of rest, where body and mind regenerate. So, it is clear that special attention should be paid to this when caring for the product.



So that you can continue to enjoy it for a long time, you will find tips on the care and maintenance of your Hüsler Nest product on our website.

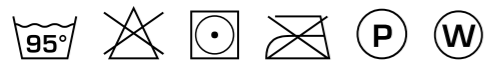
Just scan the QR code to find out more.

Overlays

During the night, while you sleep, you lose between 3 and 7 dl of moisture. For a healthy, dry and hygienic sleeping environment, this moisture must be removed as quickly as possible.

«Original» cotton

Care



- Comes oversized, and must be washed at 95 °C before first use. This way it shrinks by 7% and is then a perfect fit.
- For washing and drying, follow the washing instructions on pages 16 and 17.

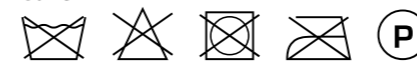
Hüsler Nest uses only natural, breathable materials. The overlays are easy to air and simple to care for, and they are hygienic and fresh.



- Air regularly
- We recommend replacing the overlay after a maximum 5 to 7 years.

«Original» sheep's wool

Care



- Self-cleansing
- Air regularly (preferably on misty days, as sheep's wool loves moist air).
- Shake lightly
- Wash out stains thoroughly with carbonated mineral water (soiled edges on the cover are unavoidable).
- Do not vacuum
- Avoid direct exposure to sunlight, otherwise the wool may become brittle
- We recommend replacing the overlay after a maximum 5 to 7 years, as the self-cleansing property of sheep's wool diminishes over time.



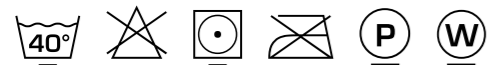
Solo / light version



Duo / medium version

«Original» cotton-linen

Care



- Air regularly and shake lightly
- We recommend replacing the overlay after a maximum 5 to 7 years.



Washing instructions cotton and linen products

Washing

- Only one overlay or quilt per washing or drying cycle (observe the drum size in the table).
- Keep to the recommended temperature given on the label.
- Select an easy-care wash cycle (max. 600 spins).
- Select Water Plus to achieve optimal rinsing of the item.
- Use a mild liquid detergent.

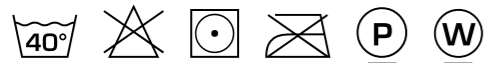
Drying

- Carefully pull the damp item into shape before drying.
- Tumble dry the product.
- Dry at the recommended temperature and select a gentle wash cycle.
- Remove the product several times during the drying process and loosen it by hand.
- Remove the item immediately after the drying process is finished.
- If the item is still damp after the first drying cycle, the process can be repeated.

Size	Overlay in cotton-linen Original / DeLuxe / Designa	Overlay in cotton Original
up to 90 × 220cm	7 – 8 kg domestic washing machine	5 kg domestic washing machine
up to 100 × 220cm	9 – 10 kg domestic washing machine	7 – 8 kg domestic washing machine
from 120 × 200cm	Large / industrial machine	Large / industrial machine

«DeLuxe» & «Designa» cotton-linen

Care



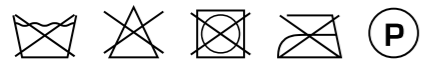
- Air regularly
- We recommend replacing the overlay after a maximum 5 to 7 years.

- For washing and drying, follow the washing instructions on pages 16 and 17.



«DeLuxe» & «Designa» sheep's wool

Care



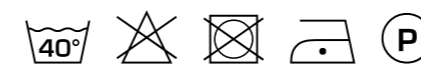
- Self-cleansing
- Air regularly (preferably on misty days, as sheep's wool loves moist air).
- Wash out stains thoroughly with carbonated mineral water (soiled edges on the cover are unavoidable).

- Do not vacuum.
- Avoid direct exposure to sunlight, otherwise the wool may become brittle
- We recommend replacing the overlay after a maximum 5 to 7 years, as the self-cleansing property of sheep's wool diminishes over time.

Mattress covers

«Original» version

Care



- After washing, pull into shape while wet



«DeLuxe» & «Designa» underpart

Care



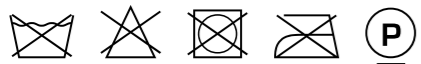
- After washing, pull into shape while wet



Care instructions and warranty

Titlis cushion cover

Care



- Not washable



Mattress

Natural latex mattress and topper

The natural latex mattress is made of 100% natural latex and is very supple and flexible. Depending on the model, it is point or area elastic as well as permanently elastic. This prevents pressure points and circulatory problems. Natural latex is by nature breathable and bacteriostatic.

Care

- Damp cleaning with water
- Latex is a UV-sensitive natural product and reacts to wear in an individual way. You should therefore try to avoid UV radiation on your bed by choosing a suitable location in the room, keeping the curtains closed or covering it with a rug.



- Natural latex changes its colour as a result of UV light. This is a natural process. When it turns dark yellow or brown and crumbles, it needs to be replaced.

- Please treat your natural latex mattress carefully. Pulling hard on one end can lead to the formation of cracks. However, this will not make it any less comfortable to lie on or reduce the service life.

Cold foam mattresses

The cold foam mattress is less point-elastic than natural latex and therefore feels more static when

Care

- Do not expose your cold foam mattress to direct sunlight, as it is sensitive to UV radiation.
- The cold foam may change colour, but this does not affect the quality of the product.

- For hygienic reasons, we recommend replacing the mattress after a maximum 12 to 15 years.

you are lying down. For optimal lying comfort, the side with the studs is on top.



Avent O2

Spring units

Liforma and futon spring unit

The spring unit is made of a high-quality 100 % cotton fabric. This incorporates latex strips and solid wood trimelles which adapt precisely to your body. Thanks to the perfect statics of the

systematically arranged support points, the trimelles do not sag even after years of use. The entire lying surface is highly elastic and provides optimal support.

Care

Trimelles

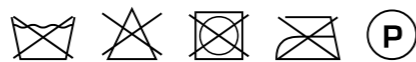
- Turn the top layer around on its own axis at regular intervals. Important: Only turn without removing them from the cloth. This way the trimelles will remain elastic.
- Never treat with wax or varnish, as this inhibits breathability.

Latex strips

- Protect from sunlight and UV rays.
- We recommend replacing the latex strips after a maximum 10 to 15 years.

Cloth

- Lightly vacuum the cotton cloth with a vacuum cleaner from time to time.



Liforma spring unit



Futon spring unit

Frame inserts

with or without motor & base frame

The frame insert and the base frame is the stable foundation of your Hüsler Nest. The frame is completely metal-free (except for frame inserts

with motors). It is made of natural solid wood with two longitudinal support points on which the spring unit rests.

Care

without motors & base frame

- From time to time wipe with a moist cloth.
- Never treat the wood with wax or varnish, as this inhibits breathability.

with motors

- Remove the mains plug from the socket and wipe the frame off with a dry cloth.
- Replace batteries as needed, at least every 2 years.
- In case of functional problems, please refer to our 5-minute check on the website.



Basic frame

Fixed

With adjustable back and leg rests



2 motors

2 motors Plus

4 motors



Disposal

All Hüsler Nest components are made of natural materials and can be disposed of in an environmentally friendly manner.

Contact

Headquarter

Hüsler Nest AG
Flughafenstrasse 45
CH-2540 Grenchen
info@huesler-nest.ch
www.huesler-nest.ch

Germany, Austria, Belgium, Luxembourg, Netherlands

Hüsler Nest Vertriebs GmbH
Am Langen Acker 10
DE-36124 Eichenzell
info@huesler-nest.de
www.huesler-nest.de

With this in mind: Sleep well!

You can also visit our website!