



Care instructions and guarantee

Sleeping system



Good night. Good day.

Content

- 3 Welcome
- 5 Your Hüsler Nest guarantee
 - 5 Register your product now!
 - 6 The components of our sleeping system
 - 9 Guaranteed services
- 13 Care and maintenance
 - 14 Overlays
 - 19 Mattress covers
 - 22 Mattresses & Toppers
 - 24 Spring units
 - 25 Frame inserts
- 27 Disposal & recycling



Patrick Egloff, CEO

A warm welcome

to the world of sleep and well-being with Hüsler Nest

Congratulations! You have chosen a high-quality, sustainably produced natural product. Thank you for your trust.

From now on, you can experience the incomparable feeling of being nestled every night. In your new bed, you will enjoy a blissful, soothing and relaxing sleep. Your Hüsler Nest is looking forward to spending time with you – resting, reflecting, loving, reading and sleeping.

Keep this booklet so that you always have tips on the care and maintenance of your natural bed at hand. This will keep it hygienically clean and fresh for a long time, just like on the first day.

We hope you enjoy your new Hüsler Nest. Sleep well, because: «The good morning starts the evening before!»



Your Hüsler Nest guarantee

Reliable quality. Naturally manufactured.

All Hüsler Nest products are carefully checked for quality and function before delivery.

We use natural materials and deliberately avoid fixatives. This means that textile dimensions may have a tolerance of up to 5%.

The Hüsler Nest sleeping system has a modular design. The individual components have different lifespans and can be replaced separately as needed. This ensures that your sleeping system remains adaptable and sustainable in the long term.

With proper care in accordance with our care instructions, we provide warranty services for material and manufacturing defects.

In the event of a guarantee claim, your Hüsler Nest partner will assist you with the further processing.

The components of our sleeping system

«Original» – with simple logic to a unique solution.

In this version, all four components of the Hüsler Nest sleeping system are separate: the overlay, natural latex mattress, Liforma spring unit and frame insert. Thanks to these clearly separated elements, the system is especially easy to clean. This design, reduced to the essentials, has proven itself for over 40 years.

- 1 **Overlay**
«The climate-regulating element»
- 2 **Natural latex mattress**
«The softening element»
- 3 **Liforma spring unit**
«The supporting element»
- 4 **Frame insert**
«The load-bearing element»



Version «Original»



Version «DeLuxe»

«DeLuxe» – where aesthetics and functionality come together.


The «DeLuxe» version is based on the traditional «Original» Hüsler Nest sleeping system. The difference is that the overlay and mattress together with a cover form a single unit in the «DeLuxe» version. The two elements are connected by a zipper and can be easily separated for cleaning or ventilation. The «DeLuxe» not only looks good, but, like the «Original» version, still separates the components for easy handling and care.

«Designa» – a modern compact solution for frameless beds.

The «Designa» version stands out thanks to its clear, integrated design. This gives the bed a box spring look and is specially designed for frameless beds. The structure is identical to that of the Liforma «Original», but the Liforma spring unit, mattress and overlay are combined in a single cover.

The integrated coconut-fibre bamboo panel ensures the perfect look, even in the upholstered bed. It reinforces the structure and provides additional stability.

As with the «DeLuxe» version, the overlay is connected to the mattress cover by a zipper and can be easily removed for convenient handling and care.



Version «Designa»

- 1 **Overlay**
«The climate-regulating element»
- 2 **Natural latex mattress**
«The softening element»
- 3 **Liforma spring unit**
«The supporting element»
- 4 **Frame insert**
«The load-bearing element»

Guaranteed services

General

- Wood is a natural product, so colour deviations or differences in the wood structure may occur and do not constitute a guarantee claim.
- Depending on how the products are used, their condition and lifespan will vary.

Liforma and Futon spring unit

- Possible dimensional deviation: length +/- 2%
- 10-year full guarantee on all components



Liforma spring unit



Futon spring unit

Natural latex, foam mattress and topper

- 10-year guarantee with a reduction of 10% of the selling price for each year of use
- Possible dimensional deviations: length 2% / width 2% / height 10%

(top left to right: mattress DuoComfort 10/13, Honey, Topper / bottom left to right: AventO2, Pure, Topper Pure)



Frames insert and motors

- Frame inserts: Hüsler Nest provides a 3-year guarantee from the date of purchase for manufacturing or visual defects.
- Motors: 2-year guarantee on all components
- Wood is a natural product, so colour deviations or differences in the wood structure may occur and do not constitute a guarantee claim.
- Depending on how the products are used, their condition and lifespan will vary.

(top left to right: basic frame, fixed frame insert, frame insert with adjustable back and leg rests / bottom left to right: insert frame with 1 motor, 2 motors Plus, 4 motors)



Mattress covers and overlays

- 2-years from date of purchase for manufacturing faults and visual defects
- A weight deviation of +/- 15% is within the industry-standard tolerance.

- Hüsler Nest does not use any chemical fixatives, which is why dimensional deviations of up to 5% are possible.



(left to right: «Original» virgin sheep's wool, cotton-linen overlays, cotton mattress protector and «DeLuxe»/«Designa» overlay)

Wooden bedsteads and bedside tables

- Wood is a natural product, so colour deviations or differences in the wood structure may occur and do not constitute a guarantee claim.

- Depending on how the products are used, their condition and lifespan will vary.
- Hüsler Nest provides a 3-year guarantee from the date of purchase for manufacturing or visual defects.



(left to right: Couch, Comfort, Lani, Aluna, Onira bedsteads and Cube, Loft, Aluna bedside tables)

You can find more details on caring for solid wood bed frames in the brochure «Care instructions and guarantee solid wood and upholstered beds».



Care and maintenance

Find out more now!

With the right care and maintenance, you can extend the life of your Hüsler Nest product.

The bed is our place of rest, where body and mind regenerate. So, it is clear that special attention should be paid to this when caring for the product.



To ensure you can enjoy your product for many years, you will find tips on caring for and maintaining your product on the Hüsler Nest website.

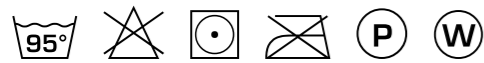
Scan the QR code or visit the [Hüsler Nest website](#) to find out more.

Overlays

During the night, while you are sleeping, you lose between 3 and 7 dl of moisture. For a healthy, dry and hygienic sleeping environment, this moisture must be removed as quickly as possible.

Mattress protector cotton

Care



- It is delivered oversized and must be washed at 95 °C before first use. This shrinks it by 7% so that it fits perfectly.
- For washing and drying, follow the washing instructions on pages 16 and 17.

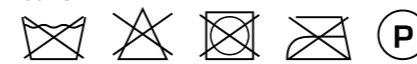
Hüsler Nest uses only natural, breathable materials. The overlays are easy to care for and easy to air, keeping them hygienic and fresh.



- Air regularly
- We recommend replacing the overlay after a maximum 5 to 7 years.

«Original» virgin sheep's wool

Care



- Self-cleansing
- Air regularly (preferably on foggy days, as virgin sheep's wool loves moist air).
- Shake lightly
- Wash out stains thoroughly with carbonated mineral water (soiled edges on the cover are unavoidable).
- Do not vacuum.
- Avoid direct sunlight, as this will make the wool brittle.
- We recommend replacing the overlay after a maximum of 5 to 7 years, as the self-cleaning ability of the virgin sheep's wool decreases.



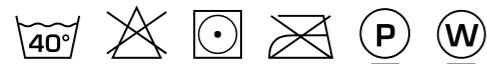
Solo/light version



Duo/medium version

«Original» cotton-linen

Care



- Air regularly and shake lightly
- We recommend replacing the overlay after a maximum 5 to 7 years.



Washing instructions cotton and linen products

Washing

- Only one overlay or quilt per washing or drying cycle (observe the drum size in the table).
- Keep to the recommended temperature given on the label.
- Select an easy-care wash cycle (max. 600 spins).
- Select Water Plus to achieve optimal rinsing of the item.
- Use a mild liquid detergent.

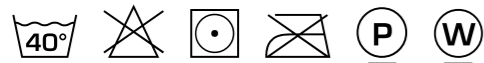
Drying

- Carefully pull the damp item into shape before drying.
- Tumble dry the product.
- Dry at the recommended temperature and select a gentle wash cycle.
- Use tumble balls to ensure your product achieves optimum loft. Alternatively, remove the product several times during the drying process and fluff it up by hand.
- Remove the item immediately after the drying process is finished.
- If the item is still damp after the first drying cycle, the process can be repeated.

Size	Overlay in cotton-linen Original/DeLuxe/Designa	Overlay in cotton Original
up to 90 × 220 cm	7–8 kg domestic washing machine	5 kg domestic washing machine
up to 100 × 220 cm	9–10 kg domestic washing machine	7–8 kg domestic washing machine
from 120 × 200 cm	Large/industrial machine	Large/industrial machine

«DeLuxe» & «Designa» cotton-linen

Care



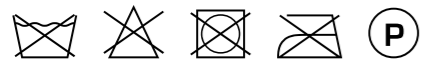
- Air regularly
- We recommend replacing the overlay after a maximum 5 to 7 years.

- For washing and drying, follow the washing instructions on pages 16 and 17.



«DeLuxe» & «Designa» virgin sheep's wool

Care



- Self-cleansing
- Air regularly (preferably on foggy days, as sheep's wool loves moist air).
- Wash out stains thoroughly with carbonated mineral water (soiled edges on the cover are unavoidable).

- Do not vacuum.
- Avoid direct sunlight, as this will make the wool brittle.
- We recommend replacing the overlay after a maximum of 5 to 7 years, as the self-cleaning ability of the virgin sheep's wool decreases.

Mattress covers

«Original» version

Care

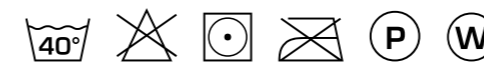


- After washing, pull into shape while wet



«DeLuxe» & «Designa» lower part

Care



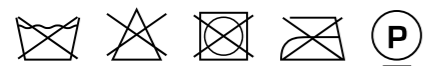
- After washing, pull into shape while wet



Care instructions and guarantee Sleeping system

Titlis upholstered mattress cover

Care

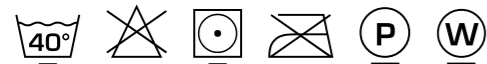


- Not washable

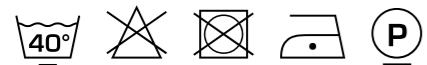


Overlay & lower section «Pure»

Care overlay



Care cover lower section mattress



- After washing, pull into shape while wet



Mattresses / toppers


Natural latex mattresses & toppers

The natural latex mattresses are made of 100% natural latex and are very pliable and flexible.

Thanks to their natural elasticity, they adapt perfectly to the body, reduce pressure points and support healthy blood circulation. Natural latex is naturally breathable, bacteriostatic and resistant to mites and mould.

Care

- Latex is a natural product that is sensitive to UV light. Signs of wear are typical for this material and individual. Therefore, avoid UV radiation on your bed by its location in the room, closed curtains or a bedspread.



- Natural latex discolours and decomposes when exposed to UV light. This is a natural process. When it turns dark yellow/brown and crumbles, it must be replaced.

- Please handle the natural latex mattress with care. Pulling forcefully on one end can cause cracks. However, this does not affect the quality of the mattress or its useful life.

- To maintain the usual comfort, we recommend that you replace the mattress after a maximum of 10 to 15 years.

Cold foam mattress

The cold foam mattress is less point-elastic than natural latex and therefore feels more static when you are lying down.

Care

- Do not expose your cold foam mattress to direct sunlight, as it is sensitive to UV radiation.
- The cold foam may change colour, but this does not affect the quality of the product.

For optimal lying comfort, the side with the studs is on top.



AventO2

Spring units

Liforma and Futon

The spring unit consists of a high-quality, breathable fabric made from 100% cotton. Latex stripes and solid wood strips are incorporated, which adapt precisely to your body.

Care

Trimelles

- Turn regularly on its own axis in the upper layer. Attention! Only turn them without removing them from the fabric, so the trimelles remain elastic.
- Never treat with wax or varnish, as this inhibits breathability.

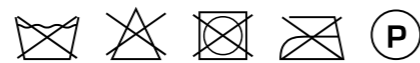
Latex strips

- Protect from sunlight and UV rays.
- We recommend replacing the latex strips after a maximum 10 to 15 years.

Thanks to the perfectly arranged static support points, the trimelles do not sag even after years of use. The entire lying surface is highly elastic and provides optimal support.

Cloth

- Clean the cotton cloth occasionally with a vacuum cleaner.



Liforma spring unit



Futon spring unit

Frame inserts

With or without motor and basic frame

The frame insert and the basic frame is the stable foundation of your Hüsler Nest. The frame is completely metal-free (except for frame inserts with motors).

It is made of natural solid wood with two longitudinal support points on which the spring unit rests.

Care

without motors & basic frame

- Wipe clean with a damp cloth from time to time.
- Never treat the wood with wax or varnish, as this inhibits breathability.

with motors

- Wipe the frame with a dry cloth.
- Replace batteries as needed, at least every 2-years.
- In case of functional problems, please refer to our 5-minute check on the website.



Basic frame

Fixed

With adjustable back and leg rests



1 motor

2 motors & 2 motors Plus

4 motors



Disposal & recycling

Material cycles help our environment.

All Hüsler Nest components are made of untreated, natural materials that have been left in their natural state.

This is not only beneficial for you personally, but also for the environment. This is because all Hüsler Nest products can be disposed of in an envi-

ronmentally friendly manner at the end of their long service life. Since these are renewable raw materials, they also have an excellent CO² balance.

You can find out how to dispose of your Hüsler Nest correctly on our website.



Just scan the QR code
to find out more.


Headquarter

Hüsler Nest AG – Flughafenstrasse 45
CH-2540 Granges – info@huesler-nest.ch

Germany, Austria, Belgium, Luxembourg and Netherlands

Hüsler Nest Vertriebs GmbH – Am Langen Acker 10
DE-36124 Eichenzell – info@huesler-nest.de

With this in mind: Sleep well!



If you have any questions, our trained sleep advisors are happy to help.

Visit us also in the web!